


# Annie Apple



At the leaf begin.

Go round the apple this way.


Then add a line down,

so Annie won't roll away.

# Bouncy Ben

Brush down Ben's  
big, long ears.

Go up 'round his head  
so his face appears!




# Clever Cat



Curve around Clever Cat's  
face to begin.

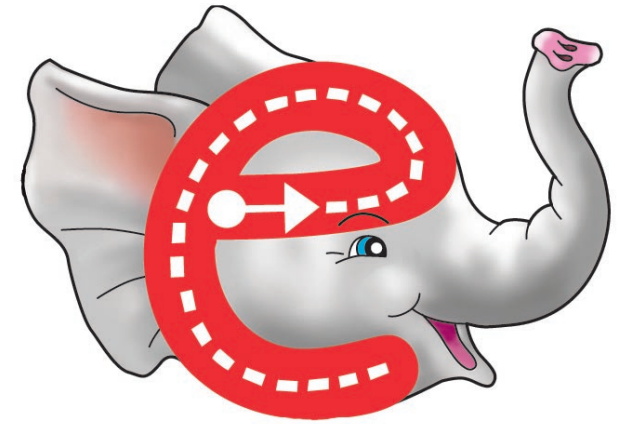
Then gently tickle her  
under her chin.

# Dippy Duck




Draw Dippy Duck's back,  
Go 'round her tum.  
Go up to her head,  
Then down you come!

# Eddy Elephant



Ed has a headband.  
Draw it and then  
stroke round his head  
and his trunk to the end.

# Firefighter Fred




First draw Fred's helmet.  
Then go down a way.  
Give him some arms  
and he'll put out the blaze.

# Golden Girl



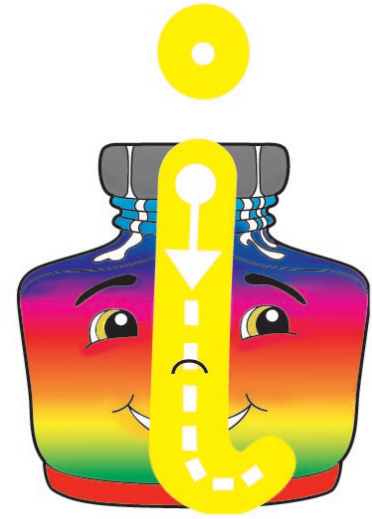
Go round Golden Girl's head.  
Go down her golden hair.  
Then curve to make her a swing,  
so that she can sit there.

# Harry Hat Man



Hurry from the Hat Man's head,  
down to his heel on the ground.  
Go up and bend his knee over,  
so he'll hop while he makes his sound.

# Impy Ink



Inside the ink bottle  
draw a line.

Add an inky dot.

That's fine!


# Jumping Jim

Just draw down Jim,  
bending his knees.

Then add the one ball  
which everyone sees.



# Kicking King



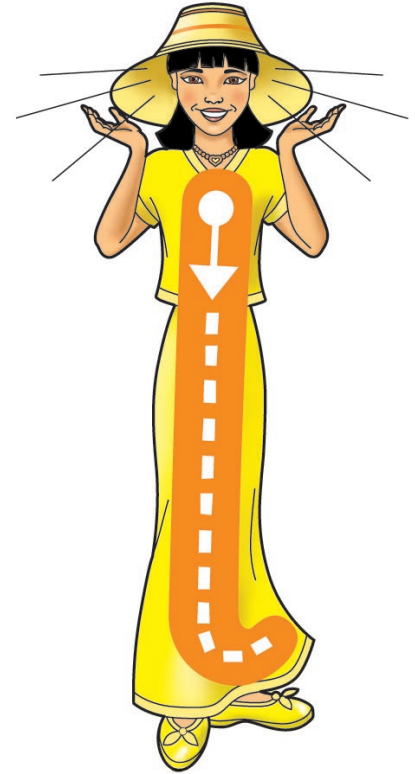
Kicking King's body  
is a straight stick.

Add his arm, then his leg,  
so he can kick!

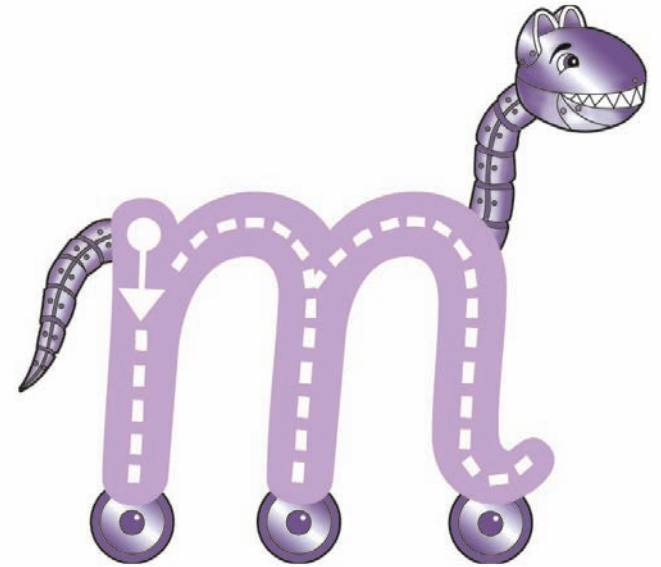
# Lucy Lamp Light

Lucy looks like  
one long line.

Go straight from head to foot  
and she's ready to shine!



# Munching Mike



Make Munching Mike's  
back leg first,  
then his second leg, and third,  
so he can go munch-munching  
in a word.

# Noisy Nick



‘Now bang my nail,’

Noisy Nick said.

‘Go up and over,  
around my head.’


# Oscar Orange



On Oscar Orange  
start at the top.

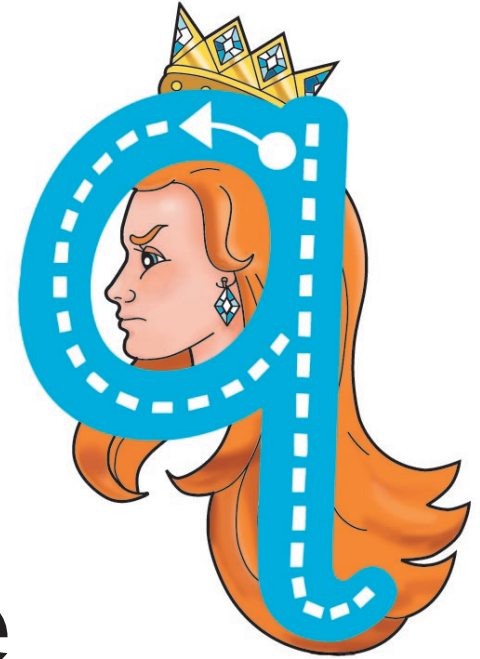
Go all the way 'round him,  
and... then stop.

# Peter Puppy



Pat Peter Puppy properly.  
First stroke down his ear,  
then up and round his face  
so he won't shed a tear.

Quarrelsome Queen



Quickly go round the  
Queen's cross face.


Then comb her beautiful  
hair into place.

# Red Robot



Run down Red Robot's body.  
Go up to his arm and his hand.  
Then watch out for this robot  
roaming round Letterland.

# Sammy Snake




Start at Sam's head  
where he can see.

Stroke down to his tail,  
oh so carefully!

# Talking Tess

Tall as a tower make  
Talking Tess stand.

Go from head to toe,  
and from hand to hand.



# Uppy Umbrella



Under the umbrella  
draw a shape like a cup.  
Then draw a straight line  
so it won't tip up.

# Vicky Violet

Very neatly,  
start at the top.

Draw down your vase,  
then up and stop.



# Walter Walrus



When you draw the Walrus wells,  
with wild and wavy water,  
whiz down and up and then...,  
whiz down and up again.

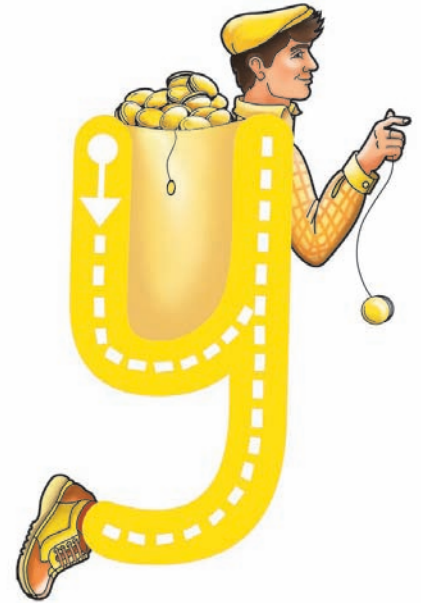
# Fix-it Max

Fix two sticks  
to look like this.

That's how to draw  
a little kiss.




# Yo-yo Man



You first make the yo-yo sack  
on the Yo-yo Man's back,  
and then go down to his toes  
so he can sell his yo-yos.

# Zig Zag Zebra



Zip along Zig Zag's nose.  
Stroke her neck,  
stroke her back.  
Zzzzoom! Away she goes.